

Nationalism, Religion, and Ethnic Distance.

Data from a Sociological Survey in Bosnia and Herzegovina, Croatia, and Serbia

Presentation

16:e Nordiska slavistmötet

Uppsala, 16-22 augusti, 2004

Kjell Magnusson

Centre for Multiethnic Research
Uppsala University

Contents

Summary	1
Figures	4
Results	8
Frequency tables of variables used in analysis	15

Nationalism, Religion, and Ethnic Distance

Data from a Sociological Survey in Bosnia and Herzegovina, Croatia and Serbia

Purpose

To explore the association between nationalism, religion and ethnic distance.

Data

A sociological survey¹ undertaken in Bosnia, Croatia, and Serbia, in November 1999. Data were collected by the public opinion research agencies Puls (Zagreb) and Medium (Belgrade). Altogether, about 7 000 respondents were interviewed, 2000 each in Croatia and Serbia, 3000 in Bosnia. The surveys in Croatia and Serbia are based on statistically representative samples of the adult population. In Bosnia and Herzegovina, where, due to the lack of population records, the statistical population is unknown, a multi-stage random sampling procedure was used.

Data were gathered by qualified interviewers belonging to the field staffs of Puls and Medium, administering a questionnaire containing 98 questions, or, approximately, 200 variables. There were three language versions of the survey: Bosnian, Croatian, and Serbian,

Analysis

Using structural equation modelling (SEM) the relationship between nationalism, religion, and ethnic distance was investigated. A model proposing that nationalism and religion might be conceived as second order factor structures which correlate with each other and with a first order factor measuring ethnic distance was tested on a sample of Croats from Croatia. The same model was then applied to Croats in Bosnia, Bosnjaks/Muslims in Bosnia, Serbs in Bosnia, and Serbs in Serbia.

In short, SEM treats concepts like nationalism or religion as theoretical constructs which cannot be directly measured. They are *latent* variables, in contrast to *manifest* variables, e.g. items in a questionnaire. The latter are seen as indicators of the latent variables, i.e. are supposed to be affected or caused by the theoretical constructs. The latent variables are thus accessible through an analysis of the relationships between the manifest variables.

A SEM analysis consists of a measurement model (manifest variables) and a structural model (latent variables). The goal of the analysis is to examine whether the model postulated in advance by the researcher can be reproduced by the empirical data at hand. If it can, according to certain criteria, the model is said to fit the data.

The procedure is based on an analysis of variance and covariance structures, where the implied model is compared to the empirical data.

¹ The survey was conducted within the research project *Ethnic and Religious Mobilization in former Yugoslavia*, financed by the Bank of Sweden Tercentenary Foundation and carried out at The Centre for Multiethnic Research, Uppsala University

Software

EQS Version 6.1 (Peter M. Bentler, Multivariate Software, Inc.; www.mvsoft.com)

Assumptions

Nationalism is understood as three inter-correlated factors labelled *Attitude towards the West* (or *Distrust of the West*), *Insecure Nationalism* (on the one hand the idea of a nation state, on the other a sense of ethnic insecurity), and *View of History*, or *Self Image*. These factors, in turn, are explained by a higher order factor, “nationalism”..

Religion is understood as three inter-correlated factors labelled: *Religious Belief*, *Religious Ritual/Behaviour*, and *Religious Experience*, also explained by a second order factor, “religion”.

Ethnic Distance was measured by a four-item Bogardus-scale. The items were summarised into new variables indicating distance towards Bosnjaks, Croats, and Serbs. A two-indicator factor was hypothesized consisting of distance towards Bosnjaks and Serbs (for Croats), Croats and Serbs (for Bosnjaks), and Croats and Muslims (for Serbs).

The dimensions are postulated on the basis of theoretical and historical knowledge.

Questions/Statements

Some variables were statements with which the respondents could agree or not (“strongly agree”, “agree”, “disagree”, “strongly disagree”). Others, measuring self-reported behaviour, were based on a four- or five-point scale. A few items were yes/no questions.

Nationalism

Distrust of the West

- ”The West has not understood the real conditions in our country”
- ”The West is acting against the interests of our people”
- ”The West is treating us as a backward people”

Insecure Nationalism

- ”Every people should have its own state”
- ” All members of a nation should live in the same state”
- ”People can feel completely secure only if they live in a country where their own nation constitutes a majority”

View of History/Self Image

- ”My nation has only conducted defensive wars”
- ”My nation has suffered more throughout history than other peoples”
- ”My people is not perfect, but its cultural tradition is superior to others”

Religion

Religious Behaviour/Ritual

Frequency of attending religious service

Frequency of praying

Religious Belief

Character of Belief ²

Security of Belief ³

Belief in Jesus as Son of God [Belief in the Koran as the Word of God]

Religious Experience

Experience of divine presence ⁴ in ritual

Experience of divine presence during prayer

Ethnic Distance

“How do you feel about contacts with other peoples (of former Yugoslavia)? Would you accept...?”

A Serb (Croat, Muslim) living in your village or town

A Serb (Croat, Muslims) as a work-mate

A Serb (Croat, Muslim) as a friend

A Serb (Croat, Muslim) as husband or wife of someone from your family

Answers: I would accept, I would not accept

Recoded into three summary variables on a five-point scale (0-4) expressing low-high degree of ethnic distance.

Results

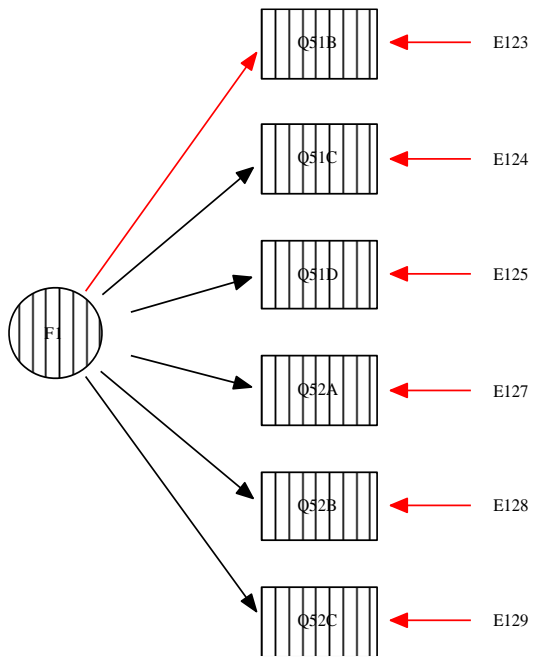
It turns out that a) there do exist factor structures as postulated, both first and second order; b) there is an association between religion, nationalism and ethnic distance; c) the association between ethnic distance and nationalism is stronger than between ethnic distance and religion; d) the association between nationalism and ethnic distance is highest in Serbia, Croatia and among Bosnjaks; e) the association between ethnic distance and religion is higher in Bosnia than in Croatia and Serbia; f) the association between religion and nationalism is lowest among Serbs in Serbia; g) the model is not appropriate to Bosnian Serbs; whereas the same factors exist as in other groups, the second-order factor of nationalism cannot be reproduced.

According to usual criteria (CPI higher than .95, and RMSEA lower than 0.5) the fit is reasonably good in four of the five cases.

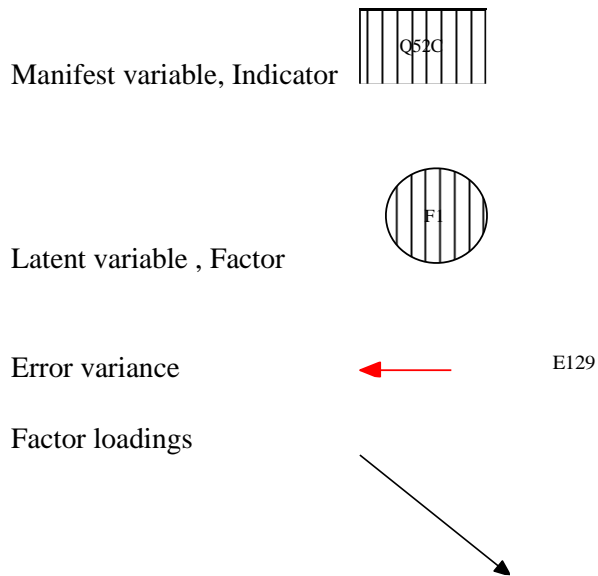
² "There is a personal God", "there is some sort of spirit or life force", "I do not really know what to think", "I don't really think there is a spirit, God, or life force".

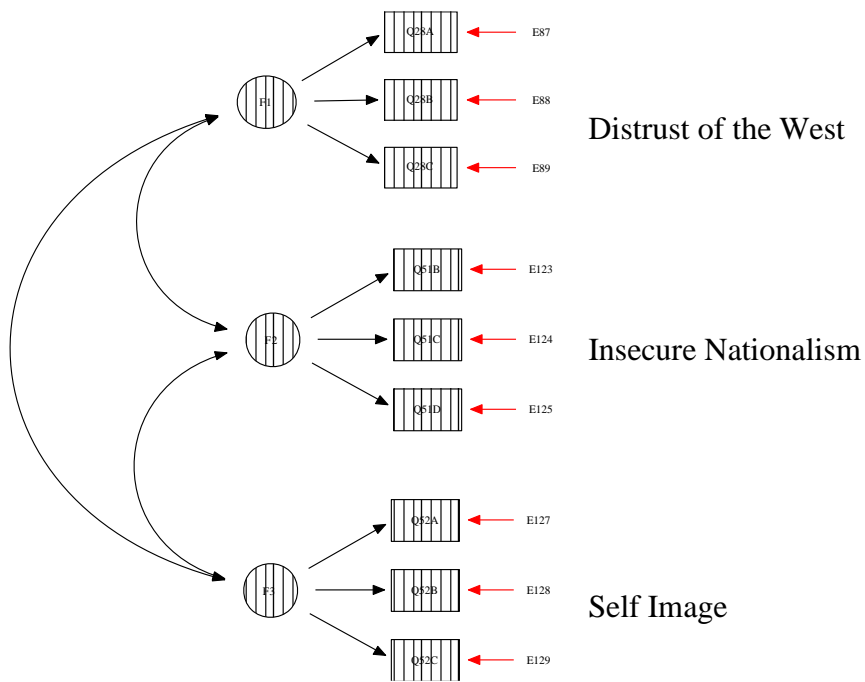
³ "I am convinced that God exists", "I am not sure but tend to believe", "I am not sure and tend not to believe", "I do not believe in God".

⁴ "Have you ever experienced a strong presence, which you felt was the presence of God or a strong spiritual force..."

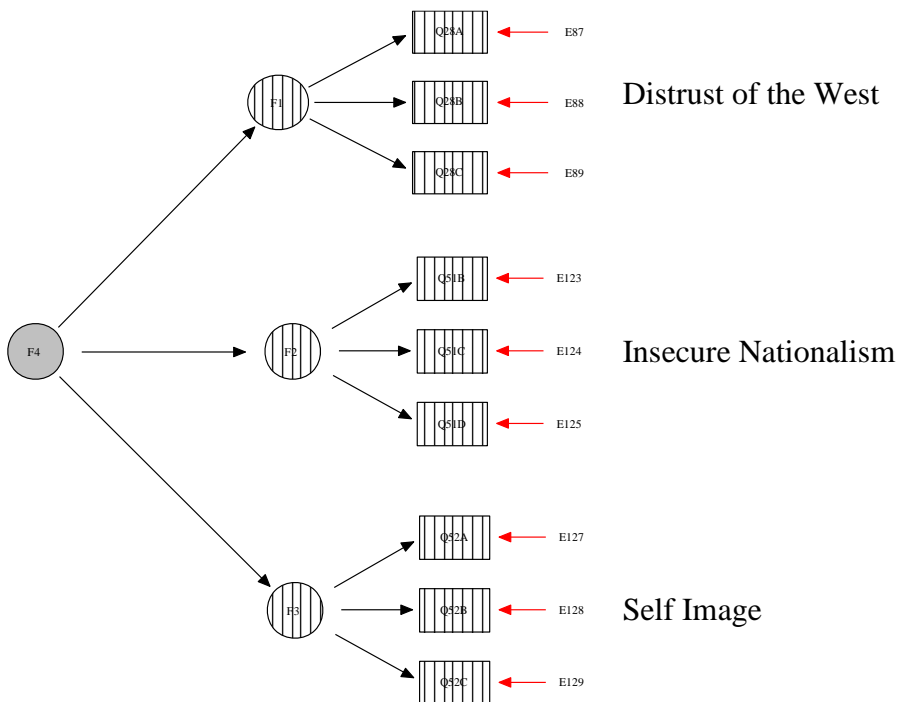


Factor Model

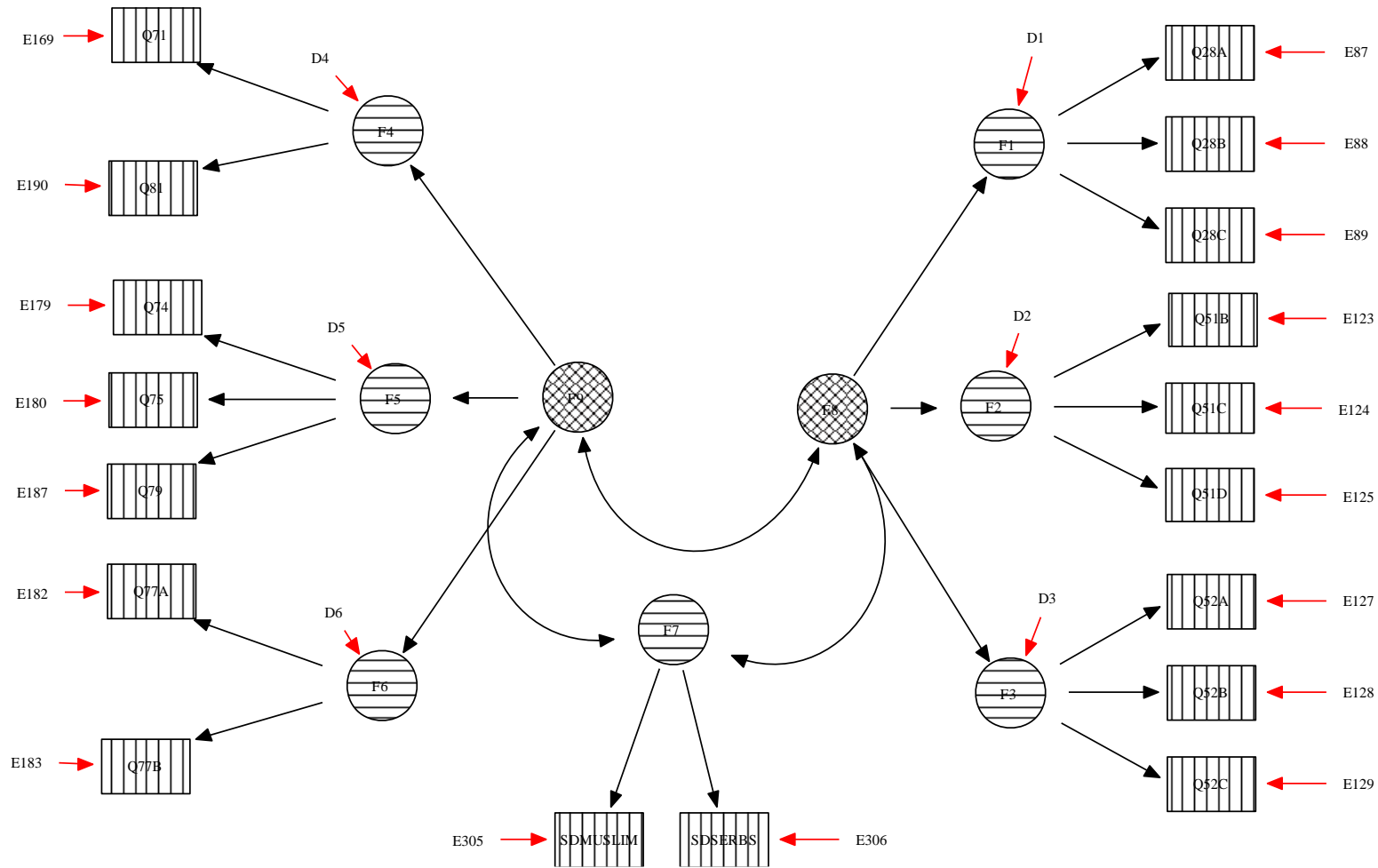




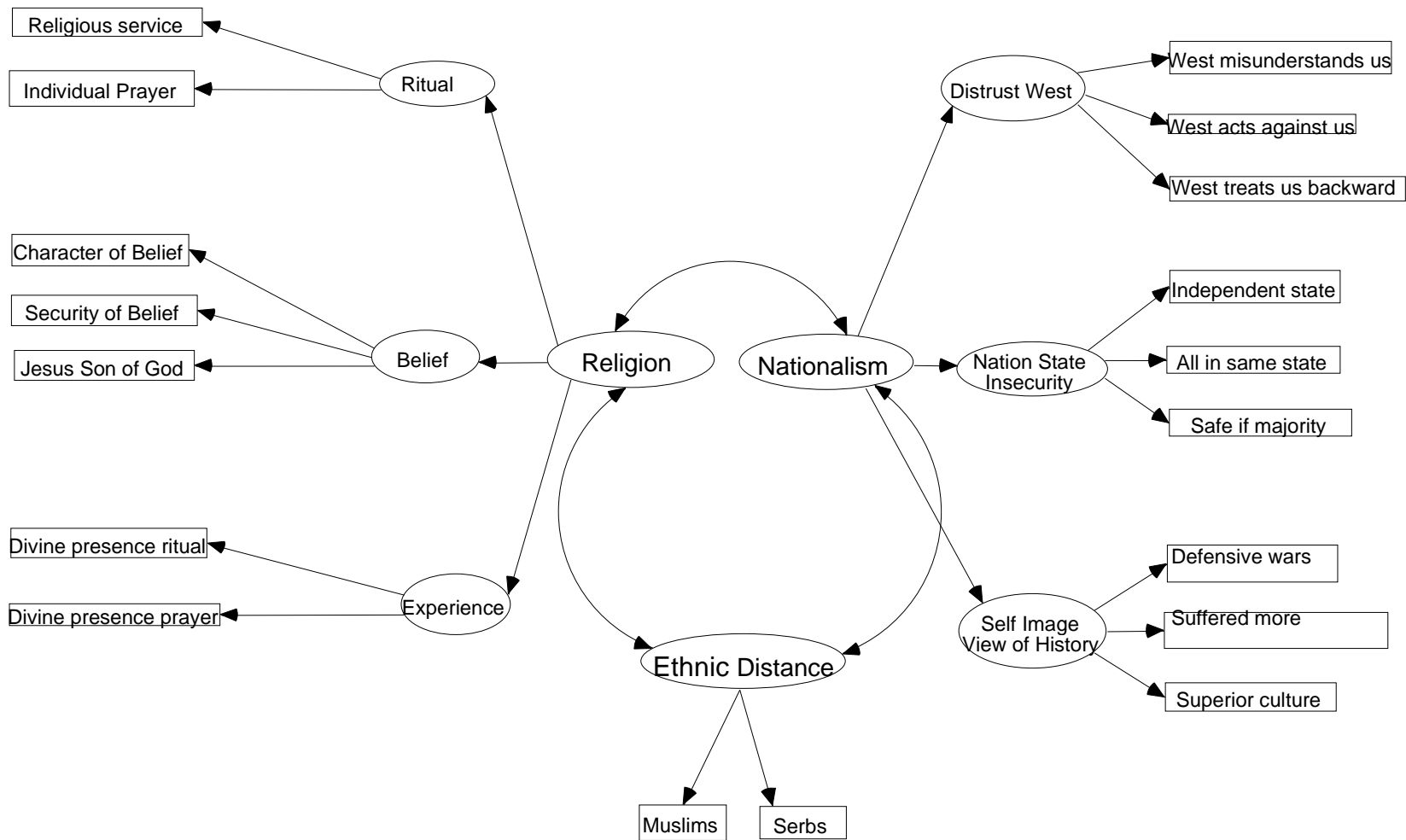
Three-Factor Model, Factors are correlated.



Second-order Factor Model. Three Factors accounted for by a higher order factor.



Nationalism, Religion, Ethnic Distance. Croats in Croatia.



Nationalism, Religion, and Ethnic Distance. Croats in Croatia.

Croats Croatia		F1	F2	F3	F4	F5	F6	F7
		Distrust of the West	Insecure Nationalism	Self Image/View of History	Religious Ritual	Religious Belief	Religious Experience	Ethnic Distance
Q28A	The West not understanding conditions in our country	.449						
Q28B	The West acting against the interests of our people	.780						
Q28C	The West treating us as a backward people	.619						
Q51B	Every people should have its own state		.457					
Q51C	All members of a nation should live in the same state		.619					
Q51D	People feel secure only in country where they constitute a majority		.765					
Q52A	My people has only conducted defensive wars			.602				
Q52B	My people has suffered more throughout history than others			.799				
Q52C	My people not perfect but its cultural tradition is superior			.701				
Q71	Attendance weekly religious service				.684			
Q74	Believer – Atheist					.815		
Q75	Security of belief					.805		
Q77A	Experience of divine presence during ritual						.760	
Q77B	Experience of divine presence when praying alone						.831	
Q79	Belief in Jesus as Son of God					.622		
Q81	Individual prayer outside religious service				.765			
	Ethnic Distance Muslims							.823
	Ethnic Distance Serbs							.932

First order factors		Second order factors		Correlation between Nationalism, Religion, Ethnic Distance			
F1	Distrust of the West	.467	F8	Nationalism			
F2	Insecure Nationalism	.817	F8	Nationalism			
F3	Self Image/View of History	.750	F8	Nationalism			
F4	Religious Ritual	.981	F9	Religion	Nationalism		
F5	Religious Belief	.789	F9	Religion	Religion	.458	
F6	Religious Experience	.661	F9	Religion	Ethnic Distance	.602	.164
F7	Ethnic Distance						

Croats Bosnia		F1	F2	F3	F4	F5	F6	F7
		Distrust of the West	Insecure Nationalism	Self Image/View of History	Religious Ritual	Religious Belief	Religious Experience	Ethnic Distance
Q28A	The West not understanding conditions in our country	.628						
Q28B	The West acting against the interests of our people	.840						
Q28C	The West treating us as a backward people	.734						
Q51B	Every people should have its own state		.693					
Q51C	All members of a nation should live in the same state		.921					
Q51D	People feel secure only in country where they constitute a majority		.454	.328				
Q52A	My people has only conducted defensive wars			.742				
Q52B	My people has suffered more throughout history than others			.824				
Q52C	My people not perfect but its cultural tradition is superior	.131		.607				
Q71	Attendance weekly religious service				.787			
Q74	Believer – Atheist					.816		
Q75	Security of belief					.780		
Q77A	Experience of divine presence during ritual						.738	
Q77B	Experience of divine presence when praying alone						.689	
Q79	Belief in Jesus as Son of God				.222	.286		
Q81	Individual prayer outside religious service				.413		.234	
	Ethnic Distance Muslims							.828
	Ethnic Distance Serbs							.905

First order factors		Second order factors		Correlation between Nationalism, Religion, Ethnic Distance			
F1	Distrust of the West	.445	F8	Nationalism			
F2	Insecure Nationalism	.772	F8	Nationalism			
F3	Self Image/View of History	.758	F8	Nationalism			
F4	Religious Ritual	.780	F9	Religion	Nationalism		
F5	Religious Belief	.718	F9	Religion	Religion	.487	
F6	Religious Experience	.620	F9	Religion	Ethnic Distance	.456	.441
F7	Ethnic Distance						

Muslims Bosnia		F1	F2	F3	F4	F5	F6	F7
		Distrust of the West	Insecure Nationalism	Self Image/View of History	Religious Ritual	Religious Belief	Religious Experience	Ethnic Distance
Q28A	The West not understanding conditions in our country							
Q28B	The West acting against the interests of our people	.626						
Q28C	The West treating us as a backward people	.792			-.171			
Q51B	Every people should have its own state		.731					
Q51C	All members of a nation should live in the same state		.710					
Q51D	People feel secure only in country where they constitute a majority		.645	.211				
Q52A	My people has only conducted defensive wars			.504				
Q52B	My people has suffered more throughout history than others			.738				
Q52C	My people not perfect but its cultural tradition is superior			.755				
Q71	Attendance weekly religious service				.777			
Q74	Believer – Atheist					.879		
Q75	Security of belief					.926		
Q77A	Experience of divine presence during ritual						.813	
Q77B	Experience of divine presence when praying alone						.874	
Q80	Belief in Koran as the Word of God			.170		.705		
Q81	Namaz [Daily Prayer]				.849			
	Ethnic Distance Croats							.841
	Ethnic Distance Serbs							.824

First order factors		Second order factors		Correlation between Nationalism, Religion, Ethnic Distance			
F1	Distrust of the West	.490	F8	Nationalism			
F2	Insecure Nationalism	.742	F8	Nationalism			
F3	Self Image/View of History	.609	F8	Nationalism			
F4	Religious Ritual	.891	F9	Religion	Nationalism		
F5	Religious Belief	.651	F9	Religion	Religion	.490	
F6	Religious Experience	.679	F9	Religion	Ethnic Distance	.745	.473
F7	Ethnic Distance						

Serbs Bosnia		F1	F2	F3	F4	F5	F6	F7
		Distrust of the West	Insecure Nationalism	Self Image/View of History	Religious Ritual	Religious Belief	Religious Experience	Ethnic Distance
Q28A	The West not understanding conditions in our country							
Q28B	The West acting against the interests of our people							
Q28C	The West treating us as a backward people							
Q51B	Every people should have its own state		.541					
Q51C	All members of a nation should live in the same state		.766					
Q51D	People feel secure only in country where they constitute a majority		.663					
Q52A	My people has only conducted defensive wars			.665				
Q52B	My people has suffered more throughout history than others			.711				
Q52C	My people not perfect but its cultural tradition is superior			.625				
Q71	Attendance weekly religious service				.680			
Q74	Believer – Atheist					.857		
Q75	Security of belief					.904		
Q77A	Experience of divine presence during ritual						.877	
Q77B	Experience of divine presence when praying alone						.720	
Q79	Belief in Jesus as Son of God							
Q81	Individual prayer outside religious service				.851			
	Ethnic Distance Croats							.953
	Ethnic Distance Muslims							.857

First order factors		Second order factors		Correlation between Nationalism, Religion, Ethnic Distance			
F1	Distrust of the West		F8	Nationalism			
F2	Insecure Nationalism	.610	F8	Nationalism			
F3	Self Image/View of History	.356	F8	Nationalism			
F4	Religious Ritual	.910	F9	Religion	Nationalism		
F5	Religious Belief	.880	F9	Religion	Religion	[.473]	
F6	Religious Experience	.676	F9	Religion	Ethnic Distance	[.576]	[.432]
F7	Ethnic Distance						

Serbs Serbia		F1	F2	F3	F4	F5	F6	F7
		Distrust of the West	Insecure Nationalism	Self Image/View of History	Religious Ritual	Religious Belief	Religious Experience	Ethnic Distance
Q28A	The West not understanding conditions in our country							
Q28B	The West acting against the interests of our people	.821						
Q28C	The West treating us as a backward people	.701						
Q51B	Every people should have its own state		.644					
Q51C	All members of a nation should live in the same state		.824					
Q51D	People feel secure only in country where they constitute a majority		.742					
Q52A	My people has only conducted defensive wars	.326		.378				
Q52B	My people has suffered more throughout history than others			.820				
Q52C	My people not perfect but its cultural tradition is superior			.788				
Q71	Attendance weekly religious service				.364		.319	
Q74	Believer – Atheist					.874		
Q75	Security of belief					.933		
Q77A	Experience of divine presence during ritual						.794	
Q77B	Experience of divine presence when praying alone						.718	
Q79	Belief in Jesus as Son of God					.664		
Q81	Individual prayer outside religious service				.796			
	Ethnic Distance Croats							.931
	Ethnic Distance Muslims							.859

First order factors		Second order factors		Correlation between Nationalism, Religion, Ethnic Distance			
F1	Distrust of the West	.492	F8	Nationalism			
F2	Insecure Nationalism	.699	F8	Nationalism			
F3	Self Image/View of History	.670	F8	Nationalism		Nationalism	Religion
F4	Religious Ritual	.955	F9	Religion	Nationalism		
F5	Religious Belief	.913	F9	Religion	Religion	.273	
F6	Religious Experience	.793	F9	Religion	Ethnic Distance	.690	.154
F7	Ethnic Distance						

Nationalism, Religion, Ethnic Distance Correlations

Croats Croatia					
	Nationalism	Religion	Ethnic Distance		
Nationalism				Fit Indices	
Religion	.458			CPI	.979
Ethnic Distance	.602	.164		RMSEA	.030

Croats Bosnia					
	Nationalism	Religion	Ethnic Distance		
Nationalism				Fit Indices	
Religion	.487			CPI	.951
Ethnic Distance	.456	.441		RMSEA	.050

Bosnjaks/Muslims Bosnia					
	Nationalism	Religion	Ethnic Distance		
Nationalism				Fit Indices	
Religion	.447			CPI	.976
Ethnic Distance	.678	.476		RMSEA	.039

Serbs Bosnia					
	Nationalism	Religion	Ethnic Distance		
Nationalism				Fit Indices	
Religion	[.473]			CPI	.939
Ethnic Distance	[.570]	[.432]		RMSEA	.069

Serbs Serbia					
	Nationalism	Religion	Ethnic Distance		
Nationalism				Fit Indices	
Religion	.273			CPI	.975
Ethnic Distance	.690	.154		RMSEA	.041

Correlations

	Nationalism Religion	Nationalism Ethnic Distance	Religion Ethnic Distance
Croats Bosnia	.487		
Serbs Bosnia	.473		
Croats Croatia	.458		
Bosnjaks Bosnia	.447		
Serbs Serbia	.273		
Serbs Serbia		.690	
Bosnjaks Bosnia		.678	
Croats Croatia		.602	
Serbs Bosnia		.570	
Croats Bosnia		.456	
Bosnjaks Bosnia			.476
Croats Bosnia			.441
Serbs Bosnia			.432
Croats Croatia			.164
Serbs Serbia			.154

Distrust of the West

Education, Ethnicity and Attitude towards the West						
		Bosniak Bosnia	Croat Bosnia	Serb Bosnia	Croat Croatia	Serb Serbia
Primary Education						
The West has not understood the real conditions in our country	Strongly agree	46,9%	64,2%	65,6%	60,2%	55,8%
	Somewhat agree	31,0%	29,7%	21,5%	33,2%	14,7%
	Somewhat disagree	12,8%	3,1%	9,1%	3,7%	10,0%
	Strongly disagree	9,3%	3,1%	3,8%	2,9%	19,5%
The West is acting against the interests of our people	Strongly agree	16,0%	54,3%	70,1%	29,1%	61,5%
	Somewhat agree	38,1%	29,6%	19,8%	40,7%	22,6%
	Somewhat disagree	23,5%	13,5%	10,2%	16,5%	9,2%
	Strongly disagree	22,4%	2,6%	,0%	13,7%	6,7%
The West is treating us as a backward people	Strongly agree	31,9%	56,9%	74,1%	44,5%	68,6%
	Somewhat agree	38,3%	27,6%	18,9%	34,7%	22,7%
	Somewhat disagree	19,7%	11,2%	7,0%	12,3%	5,4%
	Strongly disagree	10,2%	4,3%	,0%	8,5%	3,3%
Secondary Education						
The West has not understood the real conditions in our country	Strongly agree	46,0%	58,2%	69,9%	51,3%	48,4%
	Somewhat agree	32,9%	32,4%	22,3%	36,7%	19,0%
	Somewhat disagree	10,3%	5,2%	4,9%	5,8%	11,4%
	Strongly disagree	10,8%	4,2%	2,8%	6,2%	21,1%
The West is acting against the interests of our people	Strongly agree	19,0%	46,3%	64,5%	17,6%	53,6%
	Somewhat agree	30,9%	35,5%	24,6%	39,5%	27,9%
	Somewhat disagree	27,1%	14,4%	8,9%	21,2%	10,4%
	Strongly disagree	23,0%	3,8%	2,0%	21,7%	8,2%
The West is treating us as a backward people	Strongly agree	34,7%	58,9%	74,9%	37,3%	60,7%
	Somewhat agree	34,5%	27,5%	19,4%	38,6%	25,5%
	Somewhat disagree	19,0%	11,1%	4,5%	11,8%	6,6%
	Strongly disagree	11,9%	2,5%	1,2%	12,3%	7,2%
University						
The West has not understood the real conditions in our country	Strongly agree	43,8%	64,7%	75,0%	47,8%	45,1%
	Somewhat agree	28,1%	29,3%	15,5%	39,4%	21,1%
	Somewhat disagree	12,4%	1,5%	5,5%	6,1%	9,2%
	Strongly disagree	15,7%	4,5%	4,0%	6,7%	24,6%
The West is acting against the interests of our people	Strongly agree	19,3%	44,5%	52,6%	8,8%	49,9%
	Somewhat agree	26,1%	31,3%	32,0%	32,0%	25,9%
	Somewhat disagree	30,7%	14,8%	13,4%	27,3%	12,0%
	Strongly disagree	23,9%	9,4%	2,1%	32,0%	12,3%
The West is treating us as a backward people	Strongly agree	34,1%	57,3%	68,9%	28,9%	57,7%
	Somewhat agree	25,3%	26,0%	20,7%	44,2%	24,0%
	Somewhat disagree	18,7%	10,7%	8,8%	11,7%	9,0%
	Strongly disagree	22,0%	6,1%	1,6%	15,2%	9,3%

Insecure Nationalism

Education, Ethnicity and Nationalism						
		Bosniak/ Bosnia	Croat/ Bosnia	Serb/ Bosnia	Croat/ Croatia	Serb/ Serbia
Primary Education						
Every people should have its own state	Strongly agree	23,8%	61,5%	74,2%	62,3%	42,9%
	Somewhat agree	17,5%	24,6%	20,0%	19,4%	23,8%
	Somewhat disagree	24,2%	11,5%	3,7%	8,2%	15,9%
	Strongly disagree	34,4%	2,5%	2,1%	10,2%	17,5%
All members of a nation should live in the same state	Strongly agree	28,5%	46,9%	58,1%	25,4%	34,7%
	Somewhat agree	17,2%	28,4%	28,8%	19,6%	21,8%
	Somewhat disagree	19,2%	16,9%	9,9%	21,1%	23,8%
	Strongly disagree	35,1%	7,8%	3,1%	33,9%	19,8%
People can feel completely secure only if they live in a country where their own nation has a majority	Strongly agree	22,7%	58,5%	67,5%	39,9%	45,4%
	Somewhat agree	31,6%	28,5%	27,3%	25,5%	30,3%
	Somewhat disagree	23,0%	9,3%	4,6%	16,8%	12,4%
	Strongly disagree	22,7%	3,7%	,5%	17,8%	12,0%
Secondary Education						
Every people should have its own state	Strongly agree	17,8%	55,1%	61,4%	52,6%	33,6%
	Somewhat agree	19,1%	29,7%	29,8%	25,1%	32,1%
	Somewhat disagree	22,2%	9,7%	4,1%	10,0%	14,1%
	Strongly disagree	40,9%	5,4%	4,7%	12,3%	20,2%
All members of a nation should live in the same state	Strongly agree	14,1%	34,4%	42,2%	13,6%	19,7%
	Somewhat agree	17,3%	33,7%	34,6%	22,4%	31,4%
	Somewhat disagree	19,6%	18,9%	14,1%	20,4%	22,4%
	Strongly disagree	49,0%	12,9%	9,0%	43,6%	26,6%
People can feel completely secure only if they live in a country where their own nation has a majority	Strongly agree	14,8%	41,8%	57,7%	27,4%	31,4%
	Somewhat agree	27,1%	36,5%	31,7%	24,4%	31,0%
	Somewhat disagree	23,0%	13,9%	7,1%	16,3%	19,3%
	Strongly disagree	35,1%	7,7%	3,4%	32,0%	18,3%
University						
Every people should have its own state	Strongly agree	16,5%	46,6%	53,5%	46,8%	32,2%
	Somewhat agree	15,3%	25,2%	30,2%	28,5%	33,8%
	Somewhat disagree	20,0%	15,3%	7,9%	10,8%	13,0%
	Strongly disagree	48,2%	13,0%	8,4%	14,0%	21,0%
All members of a nation should live in the same state	Strongly agree	15,3%	13,1%	38,3%	7,0%	15,9%
	Somewhat agree	11,8%	35,4%	27,9%	17,4%	30,2%
	Somewhat disagree	14,1%	22,3%	17,4%	20,0%	19,9%
	Strongly disagree	58,8%	29,2%	16,4%	55,7%	34,0%
People can feel completely secure only if they live in a country where their own nation has a majority	Strongly agree	10,6%	32,6%	49,0%	16,1%	22,1%
	Somewhat agree	20,0%	33,3%	33,0%	24,8%	35,6%
	Somewhat disagree	17,6%	15,2%	12,5%	15,6%	12,9%
	Strongly disagree	51,8%	18,9%	5,5%	43,5%	29,4%

View of History/Self Image

Education, Ethnicity and Self Image						
Primary Education		Bosniak Bosnia	Croat Bosnia	Serb Bosnia	Croat Croatia	Serb Serbia
My people has only conducted defensive wars	Strongly agree	84,9%	87,7%	84,9%	75,5%	73,5%
	Somewhat agree	13,8%	9,4%	10,9%	17,9%	20,6%
	Somewhat disagree	,6%	2,5%	2,6%	4,0%	4,3%
	Strongly disagree	,6%	,4%	1,6%	2,5%	1,6%
My people have suffered more throughout history than other peoples	Strongly agree	74,3%	73,0%	79,9%	61,0%	72,6%
	Somewhat agree	22,5%	22,5%	17,0%	24,4%	23,4%
	Somewhat disagree	2,3%	4,5%	2,6%	9,7%	2,0%
	Strongly disagree	1,0%	,0%	,5%	4,9%	2,0%
My people is not perfect, but its cultural tradition is superior to others	Strongly agree	58,9%	63,1%	74,5%	62,1%	64,9%
	Somewhat agree	28,5%	31,1%	20,8%	30,0%	27,8%
	Somewhat disagree	8,3%	5,4%	3,1%	5,4%	5,6%
	Strongly disagree	4,3%	,4%	1,6%	2,6%	1,6%
Secondary Education						
My people has only conducted defensive wars	Strongly agree	80,0%	76,2%	72,4%	63,4%	67,9%
	Somewhat agree	17,0%	19,1%	21,1%	26,8%	22,7%
	Somewhat disagree	1,3%	4,1%	5,1%	5,6%	4,6%
	Strongly disagree	1,7%	,5%	1,4%	4,2%	4,7%
My people have suffered more throughout history than other peoples	Strongly agree	61,9%	68,8%	72,6%	41,5%	58,7%
	Somewhat agree	27,9%	23,1%	21,4%	36,5%	30,8%
	Somewhat disagree	5,6%	6,4%	5,1%	12,1%	6,6%
	Strongly disagree	4,6%	1,7%	,9%	9,9%	4,0%
My people is not perfect, but its cultural tradition is superior to others	Strongly agree	45,5%	56,6%	68,8%	48,2%	53,6%
	Somewhat agree	31,7%	32,0%	24,9%	36,3%	32,3%
	Somewhat disagree	14,0%	8,4%	4,7%	9,5%	9,5%
	Strongly disagree	8,8%	3,0%	1,6%	6,0%	4,6%
University						
My people has only conducted defensive wars	Strongly agree	73,3%	72,4%	78,0%	59,6%	59,9%
	Somewhat agree	19,8%	25,2%	19,0%	28,1%	25,1%
	Somewhat disagree	4,7%	1,6%	2,5%	6,6%	5,4%
	Strongly disagree	2,3%	,8%	,5%	5,7%	9,5%
My people have suffered more throughout history than other peoples	Strongly agree	57,6%	53,2%	73,4%	33,1%	57,6%
	Somewhat agree	25,9%	31,5%	23,1%	37,1%	28,9%
	Somewhat disagree	10,6%	11,3%	2,5%	14,0%	5,9%
	Strongly disagree	5,9%	4,0%	1,0%	15,8%	7,6%
My people is not perfect, but its cultural tradition is superior to others	Strongly agree	40,7%	39,5%	67,7%	42,2%	48,7%
	Somewhat agree	34,6%	42,7%	27,8%	36,4%	33,5%
	Somewhat disagree	12,3%	12,9%	3,0%	11,4%	8,5%
	Strongly disagree	12,3%	4,8%	1,5%	9,9%	9,3%

Ethnic Distance

Education, Ethnicity and Social Distance		Bosniak	Croat	Serb	Croat	Serb
		Bosnia	Bosnia	Bosnia	Croatia	Serbia
Primary Education						
Croat living in my village or town	I would accept	93,9%		37,9%		64,9%
Croat as a work-mate	I would accept	87,9%		23,4%		62,3%
Croat as a friend	I would accept	65,3%		13,2%		49,3%
Croat as husband or wife	I would accept	16,7%		5,9%		33,8%
Muslim living in my village or town	I would accept		40,3%	32,6%	69,6%	61,8%
Muslim as a work-mate	I would accept		40,0%	20,2%	70,0%	57,6%
Muslim as a friend	I would accept		22,5%	9,2%	65,6%	41,6%
Muslim as husband or wife	I would accept		5,1%	3,2%	32,4%	25,7%
Serb living in my village or town	I would accept	81,9%	48,9%		59,8%	
Serb as a work-mate	I would accept	73,5%	51,4%		59,0%	
Serb as a friend	I would accept	48,6%	33,2%		52,7%	
Serb as husband or wife	I would accept	11,4%	7,0%		33,0%	
Secondary Education						
Croat living in my village or town	I would accept	95,6%		55,1%		74,2%
Croat as a work-mate	I would accept	95,0%		49,9%		71,6%
Croat as a friend	I would accept	84,7%		31,3%		58,3%
Croat as husband or wife	I would accept	39,3%		11,7%		41,3%
Muslim living in my village or town	I would accept		49,4%	44,5%	76,6%	66,4%
Muslim as a work-mate	I would accept		50,8%	38,9%	74,7%	63,1%
Muslim as a friend	I would accept		33,6%	20,3%	68,0%	46,8%
Muslim as husband or wife	I would accept		8,6%	6,1%	38,7%	25,1%
Serb living in my village or town	I would accept	90,7%	58,2%		69,3%	
Serb as a work-mate	I would accept	86,9%	61,3%		63,6%	
Serb as a friend	I would accept	64,6%	43,4%		55,9%	
Serb as husband or wife	I would accept	31,5%	14,2%		35,8%	
University Degree						
Croat living in my village or town	I would accept	91,2%		60,2%		80,8%
Croat as a work-mate	I would accept	92,3%		60,7%		76,8%
Croat as a friend	I would accept	87,1%		32,3%		64,0%
Croat as husband or wife	I would accept	59,8%		14,7%		45,6%
Muslim living in my village or town	I would accept		69,4%	49,2%	85,5%	76,4%
Muslim as a work-mate	I would accept		68,3%	48,1%	82,4%	72,4%
Muslim as a friend	I would accept		45,5%	24,3%	74,3%	60,0%
Muslim as husband or wife	I would accept		16,2%	8,8%	50,0%	30,6%
Serb living in my village or town	I would accept	94,4%	72,8%		79,6%	
Serb as a work-mate	I would accept	89,9%	75,0%		74,3%	
Serb as a friend	I would accept	75,0%	56,0%		66,0%	
Serb as husband or wife	I would accept	45,6%	19,8%		47,8%	

Religion

Religious Ritual/Religious Behaviour

Participation in Religious Service						
Education		Nationality				
		Muslim/ Bosnia	Croat/ Bosnia	Serb/ Bosnia	Croat/ Croatia	Serb/ Serbia
Primary/Less	Once a year or less	13,1%	4,0%	7,3%	19,0%	26,0%
	Several times a year	15,2%	6,7%	25,9%	28,9%	34,9%
	Once a month	5,7%	3,6%	26,9%	8,9%	19,0%
	Several times a month	20,9%	23,3%	25,9%	15,4%	13,4%
	Once a week	45,1%	62,5%	14,0%	27,7%	6,7%
Secondary	Once a year or less	39,5%	5,8%	24,1%	27,9%	39,7%
	Several times a year	22,4%	8,3%	32,9%	36,0%	40,7%
	Once a month	6,1%	10,1%	23,6%	8,7%	11,2%
	Several times a month	9,3%	24,9%	15,5%	9,4%	5,4%
	Once a week	22,6%	50,9%	4,0%	18,0%	3,0%
Higher	Once a year or less	43,0%	13,2%	31,8%	33,8%	47,8%
	Several times a year	29,1%	7,8%	40,3%	30,5%	36,2%
	Once a month		12,4%	15,9%	7,6%	7,9%
	Several times a month	12,7%	27,1%	9,0%	7,9%	6,3%
	Once a week	15,2%	39,5%	3,0%	20,1%	1,8%

How often do you pray to God outside of religious service?						
Education		Nationality				
		Muslim/ Bosnia	Croat/ Bosnia	Serb/ Bosnia	Croat/ Croatia	Serb/ Serbia
Primary/Less	Never	6,8%	1,6%	5,2%	8,3%	7,5%
	Only in times of crisis	6,1%	2,0%	11,5%	9,7%	15,3%
	Now and then	33,8%	16,3%	22,4%	24,7%	38,1%
	Several times a week	16,7%	17,9%	21,4%	11,2%	16,4%
	Every day	36,7%	62,2%	39,6%	46,1%	22,8%
Secondary	Never	21,4%	4,6%	16,6%	16,6%	19,7%
	Only in times of crisis	11,8%	5,0%	18,2%	15,2%	22,0%
	Now and then	40,0%	30,8%	37,2%	35,6%	34,9%
	Several times a week	11,1%	18,7%	17,5%	9,9%	11,4%
	Every day	15,7%	40,9%	10,6%	22,7%	11,9%
Higher	Never	36,0%	6,9%	18,8%	24,0%	23,1%
	Only in times of crisis	4,5%	9,2%	20,8%	11,6%	19,6%
	Now and then	32,6%	37,4%	41,1%	36,7%	35,3%
	Several times a week	13,5%	16,0%	11,7%	5,8%	14,1%
	Every day	13,5%	30,5%	7,6%	22,0%	7,9%

Religious Belief

Which of these statements come closest to your beliefs?						
Education		Nationality				
		Muslim/ Bosnia	Croat /Bosnia	Serb/ Bosnia	Croat/ Croatia	Serb/ Serbia
Primary	I don't really think there is a spirit, God or life force	,9%	,8%	2,1%	1,9%	3,7%
	I don't really know what to think	2,8%	2,3%	8,4%	9,3%	15,4%
	There is some sort of spirit or life force	3,1%	4,3%	13,6%	17,9%	13,1%
	There is a personal God	93,2%	92,6%	75,9%	70,8%	67,8%
Secondary	I don't really think there is a spirit, God or life force	5,4%	1,6%	5,2%	3,8%	10,2%
	I don't really know what to think	9,1%	2,6%	22,6%	13,1%	21,1%
	There is some sort of spirit or life force	10,4%	7,9%	21,8%	30,0%	27,4%
	There is a personal God	75,1%	87,9%	50,3%	53,1%	41,3%
Higher	I don't really think there is a spirit, God or life force	11,4%	2,3%	9,1%	8,2%	12,9%
	I don't really know what to think	6,8%	7,6%	22,7%	13,5%	21,2%
	There is some sort of spirit or life force	19,3%	16,0%	27,8%	37,8%	34,7%
	There is a personal God	62,5%	74,0%	40,4%	40,5%	31,1%

How sure are You about Your belief? * Nationality * Education Cross tabulation						
Education		Nationality				
		Muslim/ Bosnia	Croat/ Bosnia	Serb/ Bosnia	Croat/ Croatia	Serb/ Serbia
Primary	I do not believe in God	,9%	,8%	2,6%	2,6%	3,4%
	Not sure tend not to believe	,9%	,4%	3,7%	2,9%	6,8%
	Not sure tend to believe	9,2%	4,3%	18,4%	19,0%	29,7%
	Convinced God exists	88,9%	94,5%	75,3%	75,5%	60,1%
Secondary	I do not believe in God	5,2%	1,8%	5,1%	4,2%	8,8%
	Not sure tend not to believe	6,2%	1,6%	9,3%	4,8%	9,5%
	Not sure tend to believe	17,9%	11,8%	37,0%	34,0%	43,0%
	Convinced God exists	70,7%	84,7%	48,6%	56,9%	38,7%
Higher	I do not believe in God	15,9%	3,1%	6,2%	9,7%	14,8%
	Not sure tend not to believe	4,5%	3,8%	17,6%	6,5%	9,2%
	Not sure tend to believe	17,0%	21,5%	34,2%	30,6%	47,9%
	Convinced God exists	62,5%	71,5%	42,0%	53,2%	28,0%

Do You believe that Jesus is the Son of God?/[Do You believe that Muhammad is the Messenger of God? *						
Education		Nationality				
		Muslim/ Bosnia	Croat/ Bosnia	Serb/ Bosnia	Croat/ Croatia	Serb/ Serbia
Primary	Jesus/Muhammad was a great historical personality	3,1%	,8%	3,7%	11,7%	7,5%
	Jesus/Muhammad was one of the greatest prophets	1,9%	2,0%	5,9%	7,3%	5,4%
	Jesus is son of God/Muhammad is Messenger of God	95,1%	97,3%	90,4%	80,9%	87,1%
Secondary	Jesus/Muhammad was a great historical personality	10,9%	3,3%	11,5%	19,5%	20,6%
	Jesus/Muhammad was one of the greatest prophets	4,5%	3,6%	11,3%	12,6%	11,0%
	Jesus is son of God/Muhammad is Messenger of God	84,6%	93,1%	77,2%	67,9%	68,5%
Higher	Jesus/Muhammad was a great historical personality	22,8%	9,2%	19,4%	33,0%	28,6%
	Jesus/Muhammad was one of the greatest prophets	5,1%	6,1%	12,9%	11,5%	15,4%
	Jesus is son of God/Muhammad is Messenger of God	72,2%	84,7%	67,7%	55,5%	56,0%

Religious Experience

Have you ever experienced a strong presence, which You felt was the presence of God or a strong spiritual force during religious service						
Education		Nationality				
		Muslim/Bosnia	Croat/Bosnia	Serb/Bosnia	Croat/Croatia	Serb/Serbia
Primary/Less	No	33,0%	19,3%	38,8%	51,4%	43,2%
	Yes	67,0%	80,7%	61,2%	48,6%	56,8%
Secondary	No	66,2%	33,6%	61,8%	68,5%	61,5%
	Yes	33,8%	66,4%	38,2%	31,5%	38,5%
Higher	No	67,1%	50,5%	55,2%	75,6%	68,7%
	Yes	32,9%	49,5%	44,8%	24,4%	31,3%

Have you ever experienced a strong presence, which You felt was the presence of God or a strong spiritual force when praying alone *						
Education		Nationality				
		Muslim/Bosnia	Croat/Bosnia	Serb/Bosnia	Croat/Croatia	Serb/Serbia
Primary/Less	No	25,5%	18,5%	44,6%	45,2%	44,1%
	Yes	74,5%	81,5%	55,4%	54,8%	55,9%
Secondary	No	55,7%	30,9%	61,9%	63,5%	61,3%
	Yes	44,3%	69,1%	38,1%	36,5%	38,7%
Higher	No	61,4%	34,6%	58,6%	67,1%	63,1%
	Yes	38,6%	65,4%	41,4%	32,9%	36,9%